

Note: Dimensions are nominal measurements only

SPECIFICATIONS	
RECOMMENDED USE	Domestic, Commercial
MATERIAL	Solid Brass
PRESSURE RATING	Recommended minimum working pressure 150kPa Recommended maximum working pressure 500kPa Hot and cold water inlet pressure should be equal
TEMPERATURE RATING	Maximum continuous working temperature 75°C If the water temperature exceeds 75°C, an approved tempering valve must be fitted
SUITABLE HOT WATER UNITS	Storage tank: Yes Continuous Flow: Yes Gravity Feed: Not suitable
STANDARDS	WELS Star Rating(5Star) – Nominal Flow Rate(6.0L/M) Registration No.(T36498, T36498(v))

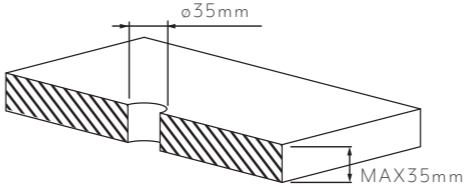
NOTE: PRODUCT DOES NOT INCLUDE FILTER OR FILTER CONNECTION FITTINGS.

Disclaimer: Products in this specification manual must by regulation be installed by licensed and registered trade people. The manufacturer/distributor reserves the right to vary specifications or delete models from their range without prior notification. Dimensions are nominal measurements only. Dimensions and set-outs listed are correct at time of publication however the manufacturer/distributor takes no responsibility for printing errors. All ABI Products are designed in Australia. Copyright ABI Interiors Pty Ltd 2021.

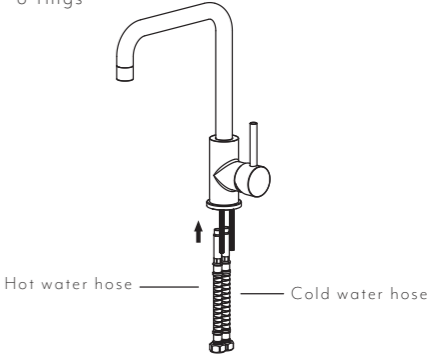
INSTALLATION GUIDE

Note: This product must be installed by a licensed tradesperson. This is a general installation guide - there are many factors that are involved that can alter the installation method. This product instal must comply with AS/NZS 3500

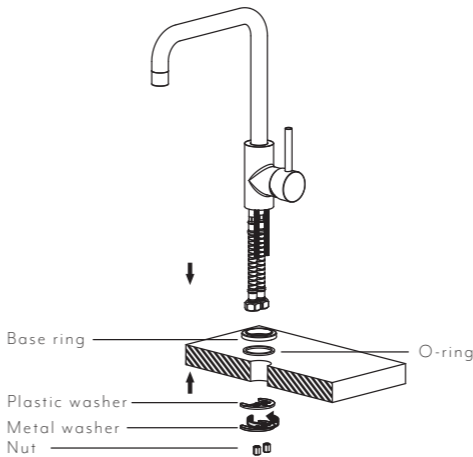
- 1 Mark hole in benchtop at desired positon and drill a 35mm hole.



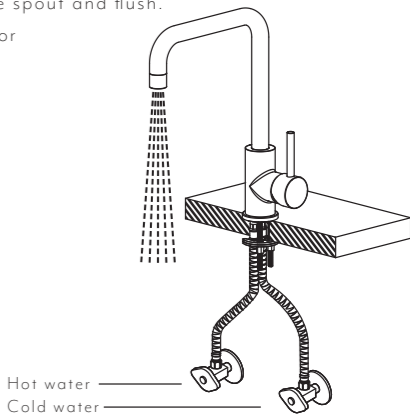
- 2 As shown in the figure, connect the H & C flexible hoses. ABI recommends applying appropriate lubricant to o-rings



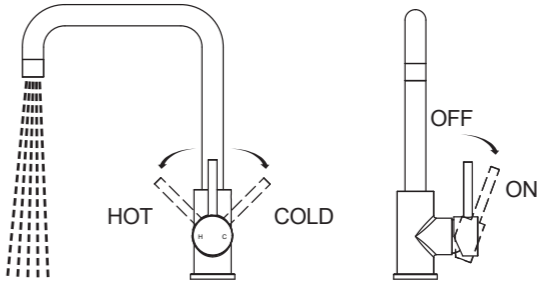
- 3 Install the basin mixer by fixing the washers, nut & screws on the underside of the benchtop.



- 4 Attach the two flexible hoses to water supply and hand tighten. Remove the aerator from the spout and flush. Re-install aerator



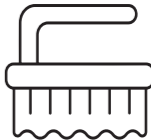
MIXER OPERATION



Regularly clean with mild liquid detergent or soap and water



DO NOT use cream cleaners or bleach. These substances are abrasive



DO NOT use cleaning pads with abrasive surfaces as this may scratch the material