

**Note:** Dimensions are nominal measurements only

SPECIFICATIONS	
RECOMMENDED USE	Domestic, Commercial
MATERIAL	Solid Brass
PRESSURE RATING	Recommended minimum working pressure 0.2 Bar Recommended maximum working pressure 5 Bar Hot and cold water inlet pressure should be equal
TEMPERATURE RATING	Maximum continuous working temperature 75°C If the water temperature exceeds 75°C, an approved tempering valve must be fitted
SUITABLE HOT WATER UNITS	Storage tank: Yes Continuous Flow: Yes Gravity Feed: Suitable

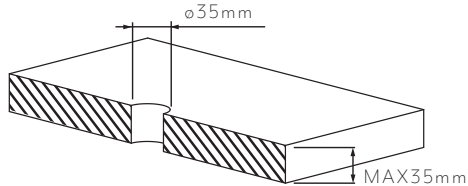
**NOTE: PRODUCT DOES NOT INCLUDE FILTER OR FILTER CONNECTION FITTINGS.**

Disclaimer: Products in this specification manual must by regulation be installed by licensed and registered trade people. The manufacturer/distributor reserves the right to vary specifications or delete models from their range without prior notification. Dimensions are nominal measurements only. Dimensions and set-outs listed are correct at time of publication however the manufacturer/distributor takes no responsibility for printing errors. All ABI Products are designed in Australia. Copyright ABI Interiors Pty Ltd 2021.

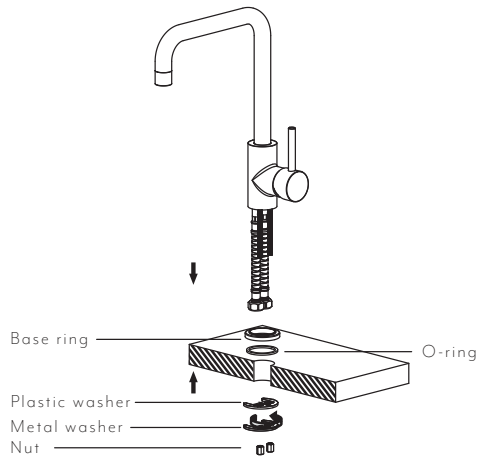
## INSTALLATION GUIDE

Note: This product must be installed by a licensed plumber. This is a general installation guide - there are many factors that are involved that can alter the installation method. For installs outside Australia and New Zealand, the standards in your respective country must be adhered to by your licensed tradesperson.

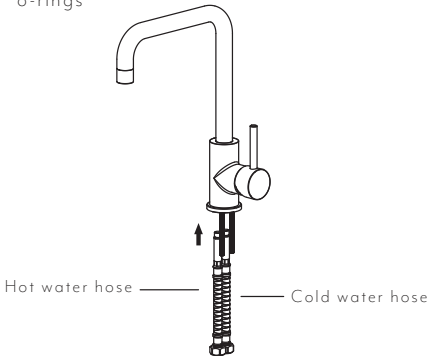
- 1 Mark hole in benchtop at desired positon and drill a 35mm hole.



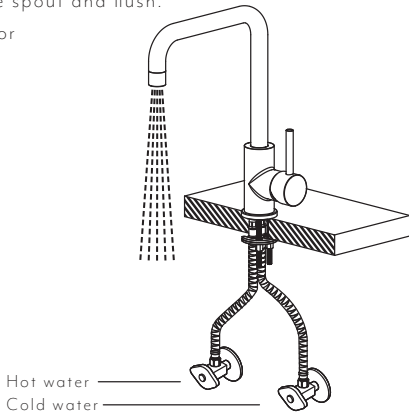
- 3 Install the basin mixer by fixing the washers, nut & screws on the underside of the benchtop.



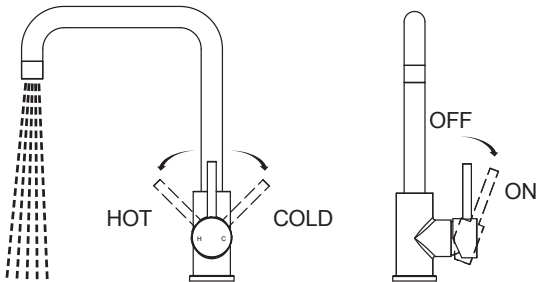
- 2 As shown in the figure, connect the H & C flexible hoses. ABI recommends applying appropriate lubricant to o-rings



- 4 Attach the two flexible hoses to water supply and hand tighten. Remove the aerator from the spout and flush. Re-install aerator



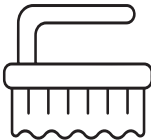
## MIXER OPERATION



Regularly clean with mild liquid detergent or soap and water



DO NOT use cream cleaners or bleach. These substances are abrasive



DO NOT use cleaning pads with abrasive surfaces as this may scratch the material