

Note: Dimensions are nominal measurements only

SPECIFICATIONS

RECOMMENDED USE

Domestic

MATERIAL

Solid Surface

INSTALLATION

Bench Mount

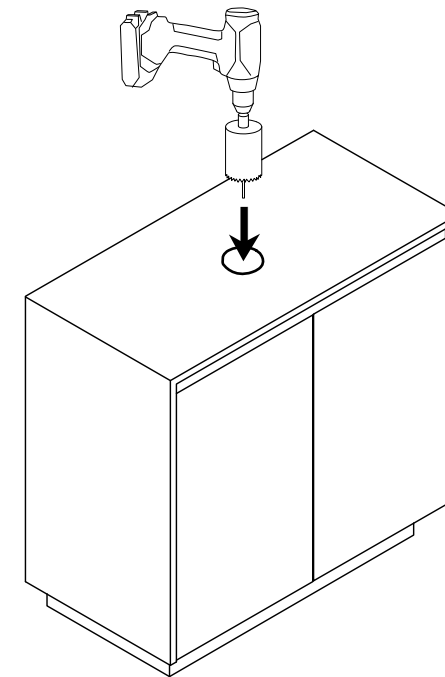
WARRANTY

Structure: 5 years | Finish: 5 years

INSTALLATION GUIDE

Note: This product must be installed by a licensed tradesperson.

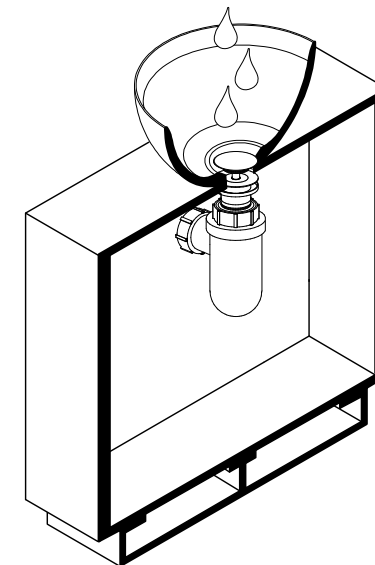
This is a general installation guide - the basin illustrated in the guide may not be that same as your purchased product. There are many factors that are involved that can alter the installation method.



1

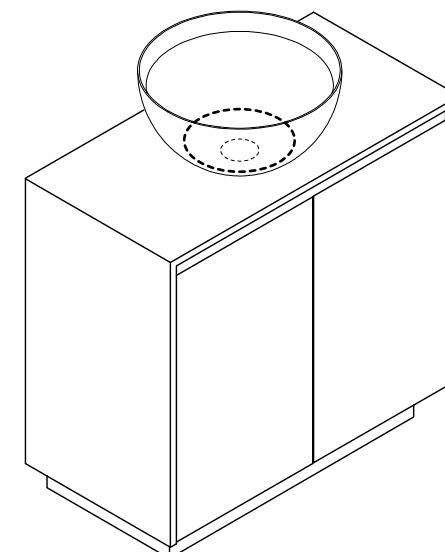
Mark out desired location of basin and drill hole for basin waste with a hole saw.

Note: If cutting a stone benchtop it will need to be cut in a controlled environment by a licensed tradesperson as per OH&S regulations.



2

Install pop up waste and attach to plumbing. Test by running water through the waste and pushing the plug down.



3

Silicone basin to vanity benchtop as required.