

**Note:** Dimensions are nominal measurements only

SPECIFICATIONS	
RECOMMENDED USE	Domestic
PRESSURE RATING	Recommended minimum working pressure 0.2 Bar Recommended maximum working pressure 5 Bar Hot and cold water inlet pressure should be equal
TEMPERATURE RATING	Maximum continuous working temperature 75°C If the water temperature exceeds 75°C, an approved tempering valve must be fitted
SUITABLE HOT WATER UNITS	Storage tank: Yes Continuous Flow: Yes Gravity Feed: Suitable
STANDARDS	Nominal Flow Rate(5.5 L/M)

Disclaimer: Products in this specification manual must by regulation be installed by licensed and registered trade people. The manufacturer/distributor reserves the right to vary specifications or delete models from their range without prior notification. Dimensions are nominal measurements only. Dimensions and set-outs listed are correct at time of publication however the manufacturer/distributor takes no responsibility for printing errors. All ABI Products are designed in Australia. Copyright ABI Interiors Pty Ltd 2021.

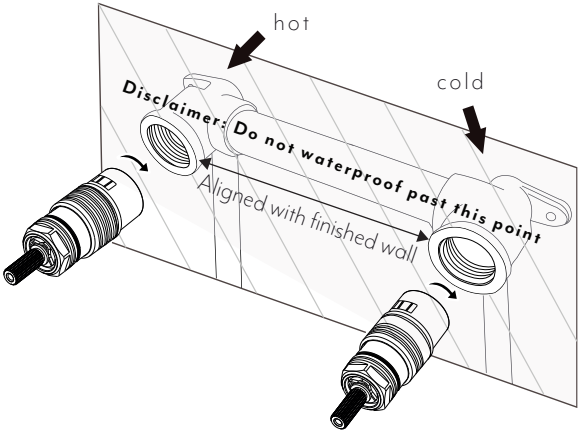
## INSTALLATION GUIDE

Note: This product must be installed by a licensed tradesperson.  
This is a general installation guide - there are many factors that are involved that can alter the installation method. The standards in your respective country must be adhered to by your licensed tradesperson

1

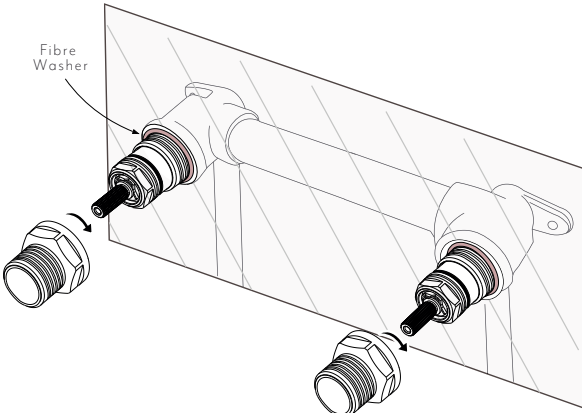
**New Build**  
Install breach in desired position.

**Retrofitting Existing**  
Remove existing tapware & reseal existing body seats until shiny & smooth.  
  
Screw spindle into breach and hand tighten until rear of spindle meets the body seat, **be sure not to overtighten**. If necessary apply more pressure lightly with spanner.  
(Note: Locking nut must be removed prior to installing this part of the spindle)



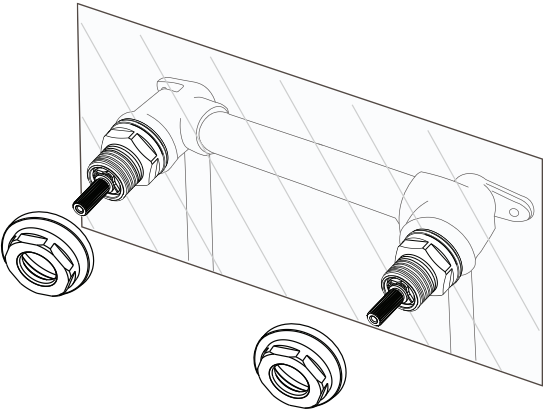
2

Fit the fibre washer over the spindle.  
Screw on the locking nut and tighten with spanner.  
  
TEST AND CHECK FOR LEAKS



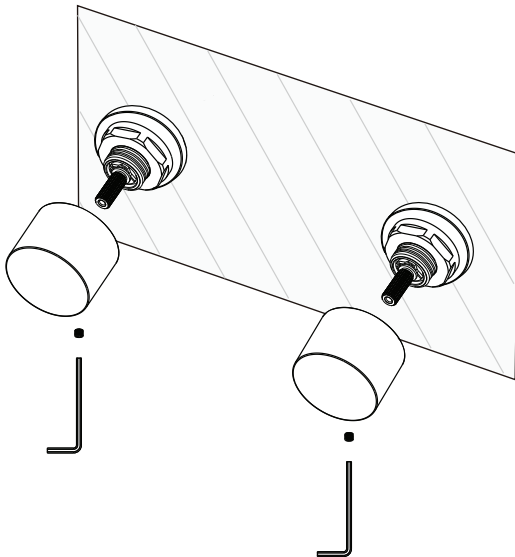
3

Screw the back plate onto the spindle and tighten



4

Install handle by using the allen key provided and tighten grub screw.



IN THE BOX					
BOX 1			BOX 2		
2x Handles	2x Dress Plates	1x Allen Key	2x Spindles	2x Locking Nuts	2x Fibre Washer

\*Extended spindle available on our website