

Note: Dimensions are nominal measurements only

SPECIFICATIONS

RECOMMENDED USE

Domestic

FIXING DISTANCE

572mm (centre to centre)

MATERIAL

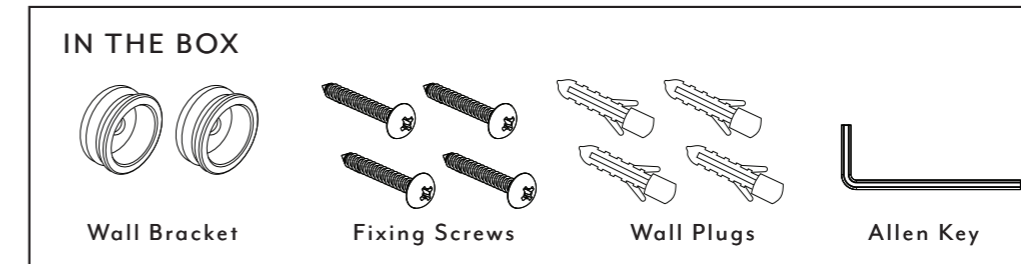
Solid Brass

WARRANTY

Structure: 10 years | Finish: 5 years

Disclaimer: Products in this specification manual must by regulation be installed by licensed and registered trade people. The manufacturer/distributor reserves the right to vary specifications or delete models from their range without prior notification. Dimensions are nominal measurements only. Dimensions and set-outs listed are correct at time of publication however the manufacturer/distributor takes no responsibility for printing errors. All ABI Products are designed in Australia. Copyright ABI Interiors Pty Ltd 2021.

INSTALLATION MANUAL

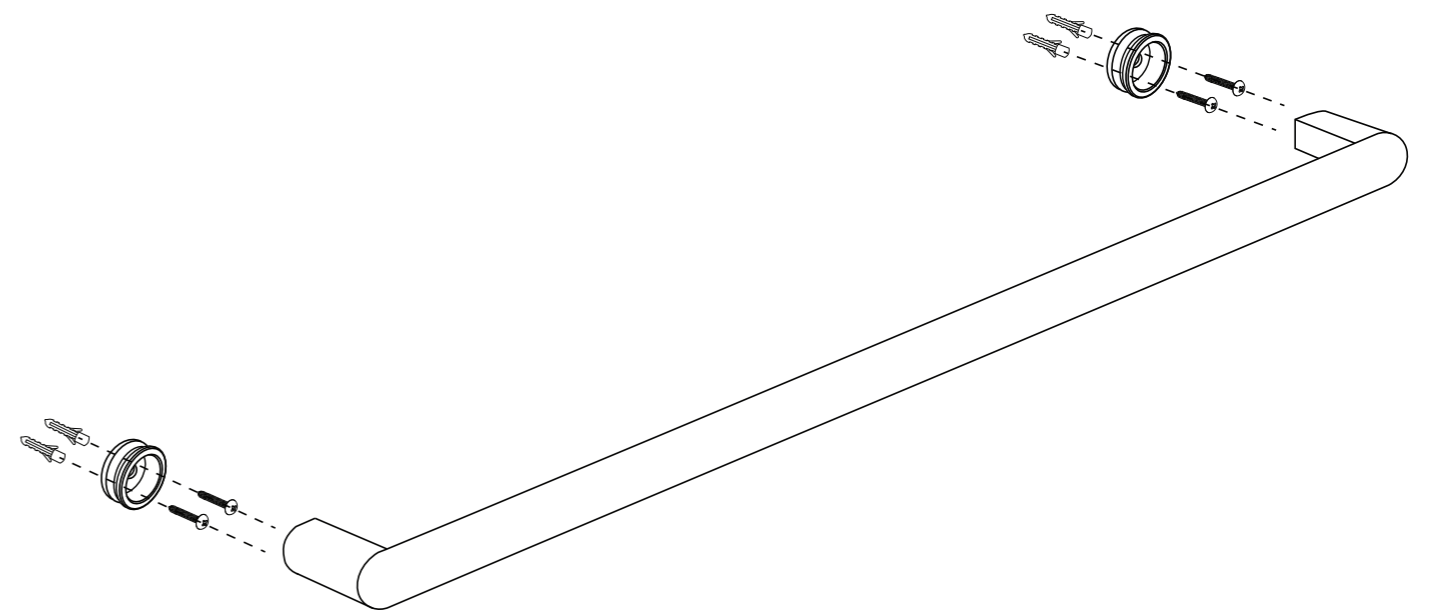


STEP ONE: Drill holes in desired position and insert wall plugs

STEP TWO: Remove brackets from the Towel Rail using the allen key to loosen the grub screws. Install brackets by fastening the supplied screws into the wall plugs

STEP THREE: Place the Towel Rail onto the brackets and firmly tighten grub screws using allen key

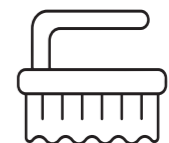
IMPORTANT - If installing onto plasterboard please use appropriate fixings



Regularly clean with mild liquid detergent or soap and water



DO NOT use cream cleaners or bleach. These substances are abrasive



DO NOT use cleaning pads with abrasive surfaces as this may scratch the material