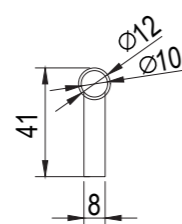


Top View



Side View

Note: Dimensions are nominal measurements only

SPECIFICATIONS

RECOMMENDED USE	Domestic
CONSTRUCTION	Solid Brass
MOUNTING HARDWARE INCLUDED	Yes
SCREW / BOLT TYPE	M4*25mm
MOUNTS FROM	Front
HOLE DISTANCE	450 mm (centre to centre)

Disclaimer: Products in this specification manual must by regulation be installed by licensed and registered trade people. The manufacturer/distributor reserves the right to vary specifications or delete models from their range without prior notification. Dimensions are nominal measurements only. Dimensions and set-outs listed are correct at time of publication however the manufacturer/distributor takes no responsibility for printing errors. All ABI Products are designed in Australia. Copyright ABI Interiors Pty Ltd 2021.

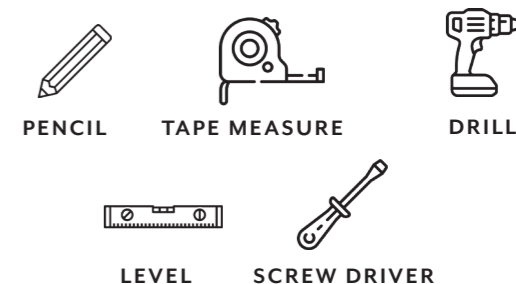
INSTALLATION INSTRUCTIONS

Important Note

Open and inspect the item for any shipping damages. If you find damages, please contact our customer service team on (07) 5520 2775 or alternatively email sales@abi-international.com.au

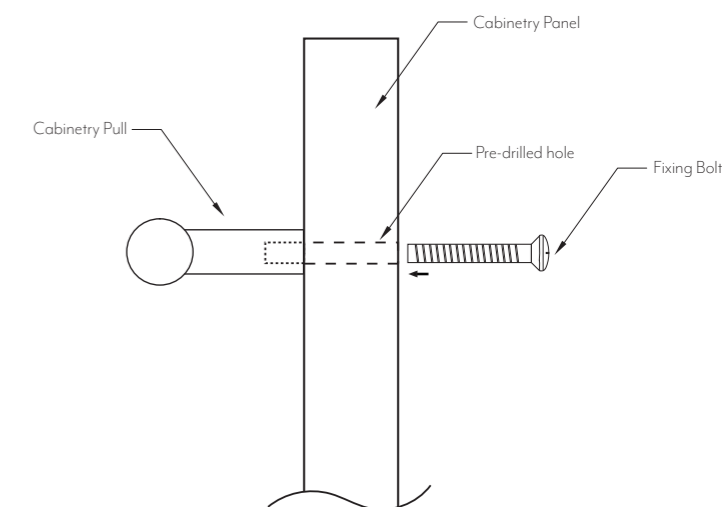
We recommend a qualified trades person to install ABI fixtures. ABI accepts no liability for any damage to the drawer or cabinet and personal injury during installation.

TOOLS AND MATERIALS



INSTALLATION PROCEDURE

1. Determine the position of the cabinetry pull.
2. Use the tape measure to find the center of the cabinetry panel (if you are installing only one pull), or divide your cabinetry panel into quarters or a placement you prefer (if you are installing two pulls on the cabinetry panel).
3. Use the pencil to mark the centre of the holes
4. Drill out the centre of marked holes with a smaller drill bit first. e.g. 2.5mm.
5. Use the level to make sure that the holes are aligned. Adjust the markings, if needed. Then drill correct size hole of 4mm.
6. Mount the pull to the cabinetry and use the screw driver to tighten the bolt.



CLEANING AND MAINTENANCE



Regularly clean with mild liquid detergent or soap and water



DO NOT use cream cleaners or bleach. These substances are abrasive



DO NOT use cleaning pads with abrasive surfaces as this may scratch the material